



**TAYLOR**

# Architectural Signage and Visual Graphic Solutions

From first call to install — your complete custom signage solution

01

02

03

04

*Taylor*

## Who We Are

At Taylor, we believe in getting inspired and seeing possibilities; and that possibilities can become reality if projects are managed well from the first call through the install.

Signage is all around us — informing us, directing us and entertaining us. Signage is permanent and signage is temporary. Signage can be architecturally stunning and it can be perfectly practical. If we simply stop and notice, signage is a ubiquitous part of nearly every environment.

Ensuring your signage project comes in on budget and on time is our primary concern. That's why we have a project management team ready to guide you through the entire process. From conducting an initial sign audit through product selection and finally coordinating the installation, our team of knowledgeable professionals will be by your side.



# INSPIRATION

Inspiring creativity. Transforming spaces.

4

# PROCESS

From the first call through install, we are with you every step of the way.

16

# PRODUCTS


Redefining what is possible with signage and visual graphics.

24

# INFORMATION

Helpful information about Taylor, the ADA and ADA-compliant signage experts.

52





# INSPIRATION

Inspiring creativity. Transforming spaces.

We combine our knowledge of ADA regulations and wayfinding solutions with our best-in-class production capabilities to bring you the most comprehensive architectural signage solutions, customized to meet your exact specifications.

But don't stop at regulatory signage. Explore what's possible with signage for interior design and décor as well as temporary and event signage. Our print technology and ever-expanding portfolio of specialty products are the benchmark for innovation, service and quality.

Building a Community .....	6
Creating an Experience .....	8
Instilling Confidence .....	10
Telling a Story .....	12
Developing an Ambiance .....	14









## Education

# Building a Community

A centrally located commons area is not only a hub of activity where students gather but also a crossroads between areas of the school. It's a great example of an area where different types of signage and visual graphics are used to support the function of a space. Wayfinding signage helps direct people to where they want to go; specialty signage lets them know when they've arrived; large-format custom murals reinforce school spirit; and banners and floor decals promote special events.

- 1 **Durable Banner**  
page 49
- 2 **Mural**  
page 44
- 3 **Clear Window Decal**  
page 47
- 4 **Flat-Cut Metal Letters**  
page 39
- 5 **Wall Decal**  
page 46
- 6 **Textured Floor Decal**  
page 46
- 7 **Square Directory Sign System**  
page 36







## Hospitality

# Creating an Experience

A welcoming lobby is the first impression for guests checking in to a hotel and it's the perfect place to introduce them to your brand. Signage and visual graphics play an important role in promoting your brand and delivering an exceptional guest experience. Even before they enter the front door, guests are introduced to your branding with window decals; once inside, large-format specialty signage clearly directs them to the check-in desk; wayfinding signage points them in the right direction; and events and attractions are pleasantly promoted with banners and signs.



1

**Curved Directory Frame System**  
page 34

2

**Standard Banner Stand**  
page 48

3

**Flat-Cut Acrylic Letters**  
page 38

4

**Value Banner**  
page 49

5

**Acrylic Wall Art**  
page 45

6

**Curved Pylon Double-Sided Frame System**  
page 34

7

**Textured Floor Decal**  
page 46

5

6







## Healthcare

## Instilling Confidence

Thirty percent of first-time visitors report getting lost when visiting a hospital, underscoring the importance of clear signage in healthcare facilities. Clear, easy-to-read signage alleviates an already stressful situation by helping patients and family members get where they need to go. Suspended and wall-mounted wayfinding signs and floor decals direct people through the facility; ADA (Americans with Disabilities Act) signage keeps your facility accessible and meeting code requirements; and patient communication boards keep critical information right where it's needed.



1

**Appliqué ADA Signs**  
page 26

2

**Wall Decal**  
page 46

3

**Portable Communication Board**  
page 42

4

**Sharp Directory Frame System**  
page 35

5


**Sharp Suspended Frame System**  
page 35

6

**Opaque Window Decal**  
page 47

7

**Textured Floor Decal**  
page 46







## Corporate

# Telling a Story

Turn the lobby of your business into a showcase for your brand. Welcome your clients, vendors and visitors; proudly display your logo behind the reception desk; promote events and important information with banners, pedestal signs and table tents; and tell your story with a custom-designed feature wall.

- 1 **Wall Decal**  
page 46
- 2 **Sharp Room Sign Frame System**  
page 35
- 3 **Pedestal Sign**  
page 50
- 4 **Cast Metal Letters**  
page 40
- 5 **Textured Floor Decal**  
page 46
- 6 **Clear Window Decal**  
page 47
- 7 **Feature Wall**  
page 43
- 8 **Boomerang Pedestal Sign**  
page 50









## Outdoor Retail

# Developing an Ambiance

Studies have shown that signage plays an important role in attracting customers to retail stores and turning foot traffic into sales. Interesting and unique signage piques curiosity and conveys personality; big, bold signs are clearly seen and easy to read; and directory signage promotes retail traffic throughout the business district.

- 1 Gloss Banner  
page 49
- 2 Textured Decal  
page 46
- 3 Expand Pylon Frame System  
page 37
- 4 Mesh Banner  
page 49
- 5 Cast Metal Letters  
page 40
- 6 Clear Window Decal  
page 47
- 7 Bas-Relief Metal Plaque  
page 41
- 8 Flat-Cut Acrylic Letters  
page 38



02

PROCESS

From the first call through install,  
we are with you every step of the way.

We know that effective project management, even on the smallest orders, is critical for bringing a project in on budget and on time. That's why we partner with you from the first call through the install to guide you through every step of your signage project.

Project Management ..... 18

Sign Audit ..... 20

Installation Process ..... 22

## INQUIRY

The first step is to have a conversation with you to discuss the project scope, specifications, budget and timeline.



## ASSESSMENT



Depending upon the project, we may suggest an on-site visit to your facility. During the visit, we discuss sign placement, pain points and collect information for use in developing your proposal.

## PROPOSAL

Together, we develop a comprehensive proposal that addresses your signage needs and meets your budget and timeline.




## PRODUCTION




We ensure that production of your signs complies with all federal ADA (Americans with Disabilities Act) requirements, meets our high quality standards and adheres to the project schedule.

## INSTALLATION

To ensure a smooth installation, we coordinate with you to make sure your facility is ready for our installation team.



## COMPLETION



When the installation is complete, we will provide you with a final signage report that you can use for replacement orders or to place new orders.



## Process

# Project Management

Through years of experience, we know what it takes to manage projects successfully. Our project management process clearly explains who is involved, when they are involved and how they are involved over the life of a project. We have found that clear expectations throughout a well-defined process are keys to success.

## HOW IT WORKS:

*From the moment I reached out to the signage team through the completion of the orders, they guided me through the process. They are very knowledgeable about the product. We were very confident in their ability to provide what was needed and meet all requirements necessary.*

”

“

*The success of our large project was the result of the creative and ongoing collaboration I had with the signage team. In fact, it was their initiative to find and ultimately source the exact product we needed that made the sale a success.*

*Throughout the entire quoting, planning and production process, the signage team's organization and collaboration with both me and the customer was wonderful.*

”







## Process

# Sign Audit

If the complexity or scope of a project would benefit from it, we may recommend an on-site sign audit. Our signage consultants will visit your site with you to determine the best signage product solutions based on your site challenges and goals. During our visit, we will do a sign audit of your existing signage (if any) and document all the signage needs based on your goals and objectives.

With the project information we receive prior to the sign audit, and onsite photos we collect during our visit, we will prepare a sign mapping plan customized for your project.

Based on the sign mapping plan, we will then prepare “good-better-best” signage options that meet your budget and project timeline. Once we decide on the preferred signage solution, production of your custom signs begins.









## Process

# Installation Process

With differing state and local codes, it is important to ensure that you are working with a knowledgeable installation partner. Simple mistakes in the installation process can cause significant delays and additional expenses if signs are installed incorrectly or not to code. This is why we partner with a national network of more than 400 qualified local installers.

We coordinate all aspects of installation with our sign installers. Using the sign mapping plan we developed from the sign audit, you can be assured that all the signs in your project are installed right the first time.

At the end of the installation process, you will receive a full packet detailing the location and construction of your signs, making reorders a snap.



# PRODUCTS

Redefining what is possible with signage  
and visual graphics.

We are at the forefront of developing custom signage and visual graphics. Our project teams work closely with you to design and deliver quality products and exceptional service. We have the experience and technology to respond to your unique requests.

<b>ADA Signage</b> .....	<b>26</b>	<i>Flat-Cut Acrylic</i> .....	38
<i>Appliqué</i> .....	26	<i>Flat-Cut Metal</i> .....	39
<i>Photopolymer</i> .....	27	<i>Cast Metal</i> .....	40
<i>Thermoform</i> .....	28	<i>Metal Plaques</i> .....	41
<i>Metal</i> .....	29	<b>Communication Boards</b> .....	<b>42</b>
<b>Layers, Finishes, Shapes &amp; More</b> .....	<b>30</b>	<b>Interior Design &amp; Décor</b> .....	<b>43</b>
<i>Layers</i> .....	30	<i>Feature Walls</i> .....	43
<i>Finishes</i> .....	31	<i>Wall Coverings &amp; Murals</i> .....	44
<i>Shapes</i> .....	32	<i>Acrylic Wall Art</i> .....	45
<i>Custom Sign Designs</i> .....	33	<i>Wall, Counter &amp; Floor Decals</i> .....	46
<b>Frame Systems</b> .....	<b>34</b>	<i>Window Decals</i> .....	47
<i>Curved</i> .....	34	<b>Event &amp; Temporary Signage</b> .....	<b>48</b>
<i>Sharp</i> .....	35	<i>Display Banners</i> .....	48
<i>Square</i> .....	36	<i>Banners</i> .....	49
<i>Expand</i> .....	37	<i>Desk, Pedestal &amp; Table Tent Signs</i> .....	50
<b>Specialty Signage</b> .....	<b>38</b>	<i>Yard Signs &amp; A-Frames</i> .....	51



## ADA Signage

# Appliqué Signs

Appliqué signs are constructed by adhering tactile text and graphics to an acrylic sign backer. Raster™ beads are inserted into high-tolerance drilled holes to create ADA-compliant Braille messaging.

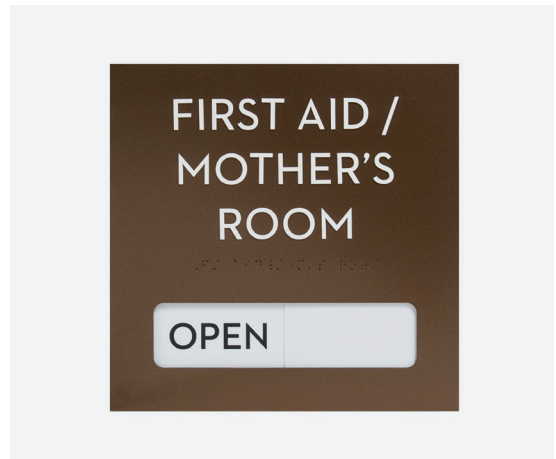
Appliqué signs are an economical and stylish sign choice, but in environments where signs need to stand up to harsh weather conditions, vandalism and tampering, consider using a one-piece sign.

## FEATURES:

- Interior use
- Solid-color acrylic in either 1/16" or 1/8" thick and available in more than 44 colors
- Tactile elements (letters and pictograms) are adhered to sign backer
- Braille lettering uses Raster™ beads



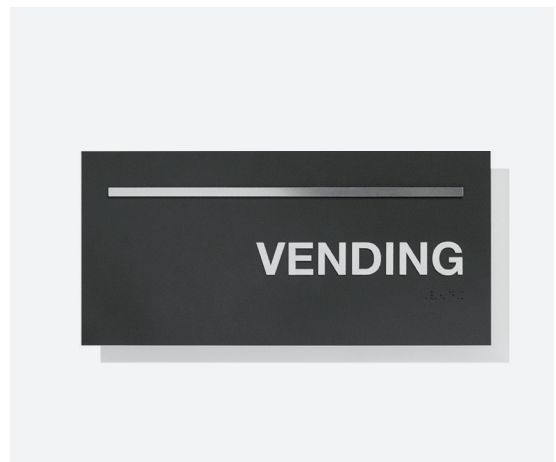
Brushed Silver Acrylic Background • Applied Black Raised Text & Raster Bead Grade 2 Braille • Radius Corners



Deep Bronze Acrylic Top Layer with Open Slider Window • Applied Bright White Raised Text & Raster Bead Grade 2 Braille • Square Corners • Back Layer Direct Printed "OPEN / IN USE" • White Polystyrene Slider Piece



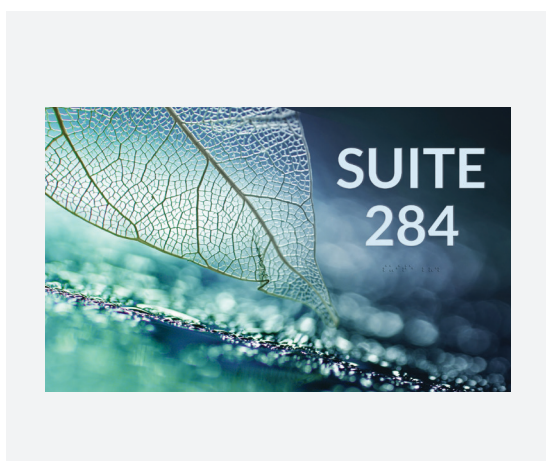
Direct Printed Dark Woodgrain Back Layer • White Acrylic Top Layer with Direct Printed Logo • Light Gray Acrylic Bottom Layer with Open Insert Window • Applied Black Raised Text & Raster Bead Grade 2 Braille • Square Corners & Custom Wave Shape • Direct Printed Removable Insert



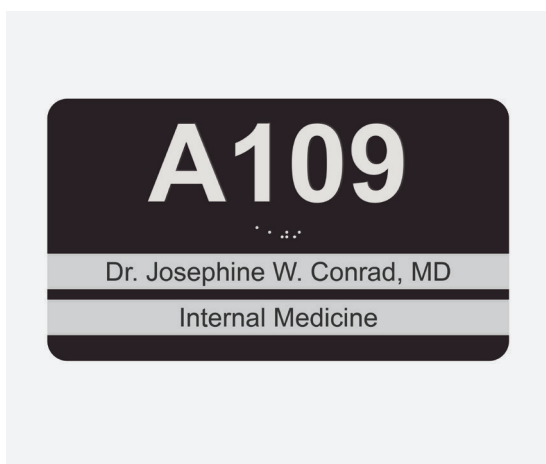
Frosted Clear Acrylic Back Layer • Charcoal Gray Top Layer • Applied Light Gray Raised Text & Raster Bead Grade 2 Braille • Square Corners • Brushed Silver Acrylic Accent Bar



Painted Medium Brown • Candlewick Painted Text •  
Integral Domed Grade 2 Braille • Radius Corners



Direct Print Image • White Painted Text • Integral Domed  
Grade 2 Braille • Square Corners



Acrylic Backer Painted Black • Clear Acrylic Top with Masked  
& Painted Bars • Clear Photopolymer Top Portion with Painted  
White Text • Integral Domed Grade 2 Braille • Radius Corners

## ADA Signage

# Photo-Polymer Signs

When the requirement is for vandal-resistant indoor signage that doesn't compromise design flexibility, consider a photopolymer sign. To make the sign, a film negative with the sign design is placed over a photosensitive sheet of polymer. When exposed to UV light, the exposed photopolymer cures and hardens, creating a durable one-piece sign.

## FEATURES:

- Interior use
- Thickness will vary based on sign specification
- Painting or printing the letters and/or the background creates high color contrast between sign surface and raised characters
- Protection against vandalism and tampering



Painted Bordeaux • Silver Painted Text • Integral Domed  
Grade 2 Braille • Square Corners

## ADA Signage

# Thermoform Signs

When the requirement is for extremely durable, vandal-resistant signage that can be used in exterior or harsh environments, all without compromising design flexibility, then a thermoform sign could be the ideal solution. Thermoforming uses heat and pressure to form a thermoplastic sheet (usually acrylic) around a mold to create the sign.

## FEATURES:

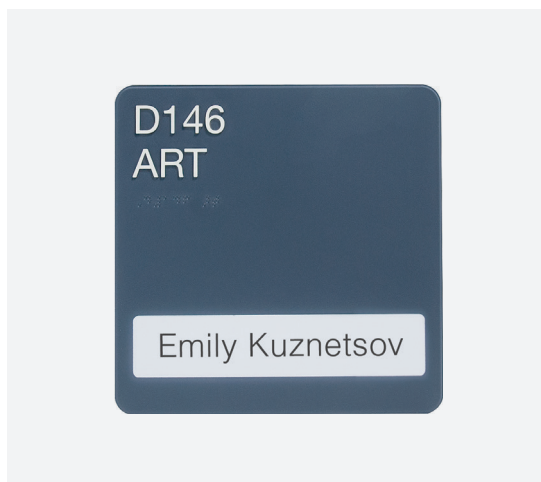
- Interior or exterior use
- Resistant to vandalism, tampering and harsh environments
- Thickness will vary based on sign specification
- Secondary materials, such as metal, can be placed in the mold to make them an integral part of the finished sign



Subsurface Painted Parchment • Integral Text Painted Brown  
• Integral Domed Grade 2 Braille • Radius Corners



One-Piece Etched Zinc • Printed Graphic on Surface •  
Painted Subsurface Printed with Floodcoat Behind Print •  
Integral Text Painted White • Integral Domed Grade 2 Braille  
• Radius Corners Raised Text • Domed Grade 2 Braille



China Blue Painted Acrylic • Thermoform Sign Face Painted  
with Masked Open Window • Integral Text Painted White •  
Integral Domed Grade 2 Braille • Radius Corners



Subsurface Painted • Integral Metal Text & Border • Integral  
Domed Grade 2 Braille • Square Corners





One-Piece Etched Magnesium • Painted Sign Face • Painted Border & Raised Text • Domed Grade 2 Braille • Drill Holes



One-Piece Etched Zinc • Printed Graphic on Surface • Painted Raised Text • Domed Grade 2 Braille



One-Piece Etched Zinc • Painted Surface • Painted Raised Text & Image • Domed Grade 2 Braille

## ADA Signage

# Metal Signs

For a sense of permanence and architectural depth, consider the classic look of metal signs. Metal signs are created either by etching or through a high-speed machining process, creating ADA signs with detailed letters, logos and Braille. Sign backgrounds and letters can be painted or direct-printed to accomplish nearly any design style.

## FEATURES:

- Interior or exterior use
- Guards against tampering and vandalism
- Painting either the letters or the background creates high-color contrast between sign surface and raised characters

## METAL OPTIONS:

- Zinc
  - Water-resistant (excluding saltwater climates)
  - Etched
- Magnesium
  - Water-resistant (excluding saltwater climates)
  - Etched
- Aluminum
  - Exterior-rated (including saltwater climates)
  - Precision milling
- Bronze
  - Exterior-rated (including saltwater climates)
  - Precision milling
- Brass
  - Exterior-rated (including saltwater climates)
  - Precision milling


*Layers, Finishes, Shapes & More*

## Layers

Use layers to add depth, color and visual interest to your sign. Layers can be thin or thick, opaque or translucent, or combinations of acrylic, wood or metal. Integrate standoff mounts to separate the layers for even more depth, creating a unique and sophisticated sign design.

### EXPLORE:

- Solid-color acrylic provides color through the full thickness of the materials; available in more than 40 different colors
- Clear or colored frosted acrylic provides a subtle way to add depth and design to your sign
- Solid wood adds a unique look and creates just the right brand feel
- Incorporating a real metal, or metal-look, layer can add a modern, industrial flair to your sign design
- Create a little depth by using foam tape or a lot of depth by using metal standoffs



*Brushed Silver Acrylic Back Layer • Burgundy Acrylic Top Layer with Shape Cut-Outs • Applied Bright White Raised Text & Raster Bead Grade 2 Braille • Square Corners & Custom Shape*



*Direct Printed Woodgrain Back Layer • Clear Acrylic Top Layer • Applied Bright White Raised Text & Raster Bead Grade 2 Braille • Square Corners • (4) 1/2" Diameter Matte Aluminum Standoff Mounts*




*Frosted Acrylic Backer • Natural Walnut • Charcoal Gray Acrylic with Laser Cut Custom Design • Silver Painted Applied Text • Silver Painted Applied Accent Strips • Raster Bead Grade 2 Braille*

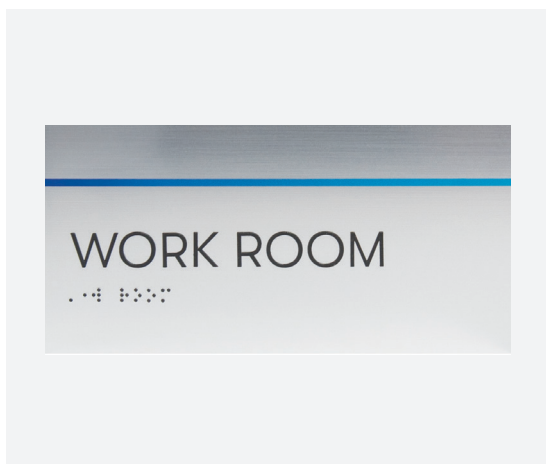


*Blue Acrylic Backer • Walnut with Burgundy Finish • Photopolymer Face with Integral Text & Domed Grade 2 Braille • Raised Text Painted Pearl Gray*





Frosted Caribbean Acrylic with Clear Varnish Dot Design at the Top of the Sign • Applied Bright White Raised Text & Raster Bead Grade 2 Braille • Square Corners • (4) 1/2" Diameter Matte Aluminum Standoff Mounts



Brushed Silver Acrylic Background with Direct Printed Accent Line • Applied Black Raised Text & Raster Bead Grade 2 Braille • Square Corners



Direct Printed Image on Acrylic Background • Applied Bright White Raised Text & Raster Bead Grade 2 Braille • Square Corners

## Layers, Finishes, Shapes & More

# Finishes

Finishes bring color, branding and unique design elements to signs. The options for finishes are as varied as the signs they go on. Use a clear varnish as a subtle brand reinforcement or understated design element. Full-color digital printing can be used with nearly any sign material to add colorful logos and designs. With transparent acrylics, subsurface full-color printing adds dimension and depth to your sign.

## EXPLORE:

- Full-color direct printing lets you print any image, logo or color feature directly onto the sign surface
- Full-color subsurface printing creates color and depth on clear acrylic back plates
- Clear varnish on frosted acrylic back plates create a subtle, sophisticated effect for your sign



Frosted Clear Acrylic with Clear Varnish Willow Design • Direct Printed Blue on Acrylic Background • Applied Bright White Raised Text & Raster Bead Grade 2 Braille • Square Corners with Custom Shapes • Brushed Silver Acrylic Accent Bar • Direct Print Custom Shape Accent Logo

*Layers, Finishes, Shapes & More*

## Shapes

Adding a unique shape to one or more layers is a way to add style to your sign. No matter the sign construction type you choose (appliqué, photopolymer, thermoform, metal), we can create the shape your sign requires.

### EXPLORE:

- Sometimes less is more. A gently curved top creates a shape that is easily pulled through all the signs in a building for a cohesive look.
- Use shapes to reinforce branding, mascots and logos. The egg-shaped sign was designed for the corporate offices of an egg production facility.
- Intricate shapes open the door to lots of design options. Create state, mascot or logo silhouettes as a sign backdrop to display colorful or notable features.
- Carry distinctive themes throughout your facility or designate different areas by using shaped signs.



Bright White Acrylic Back Layer • Bahama Blue Acrylic Top Layer with Applied Bright White Raised Text & Raster Bead Grade 2 Braille • Graphite Acrylic Bottom Layer with Applied Bright White Raised Text & Raster Bead Grade 2 • Square Corners & Custom Arch Shape



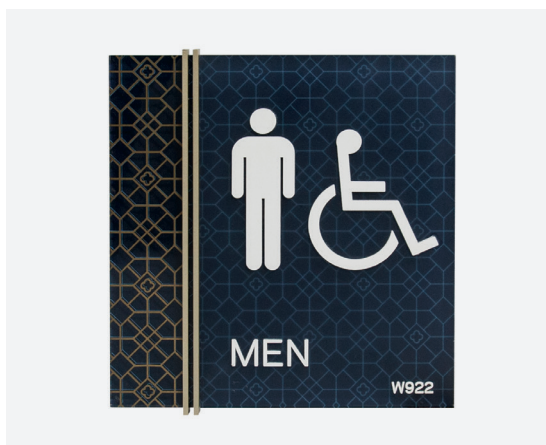
Direct Printed Gradient Shadow Acrylic Top Layer with Open Slider Window • Applied Charcoal Gray Raised Text & Raster Bead Grade 2 Braille • Square Corners & Custom Egg Shape • Back Layer Direct Printed Orange with Knock-Out White Letters "OPEN / IN USE" • Direct Printed Custom Egg Shape Slider Piece



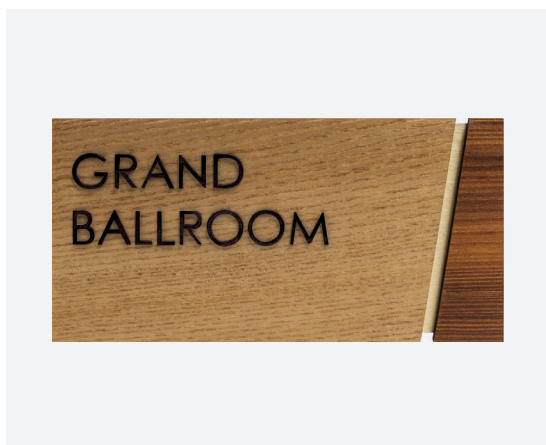
Thermoform Sign • Subsurface Painted • Integral Metal Text & Design Accent • Domed Grade 2 Braille



Brushed Silver Acrylic Background with Direct Printed Trees/Water • Applied Black Raised Text & Raster Bead Grade 2 Braille • Custom Minnesota State Shape



Thermoform Sign • Subsurface Printed Pattern & Floodcoat  
• Right Side: Integral Text & Domed Grade 2 Braille Painted White with Super Matte Finish • Left Side: Etched & Filled Pattern with Museum Polished Face • Routed Channels to Receive Metal Accent Bars • Square Corners



Brass Backer Panel • Light Wood Veneer Panel • Clear Thermoform Sign with Integral Text & Domed Grade 2 Braille  
• Raised Text Painted Dark Brown • Dark Wood Veneer Panel



Thermoform Sign • Subsurface Paint • Integral Metal Text & Pictogram • Domed Grade 2 Braille • Museum Polished Clipped Corners & Edges

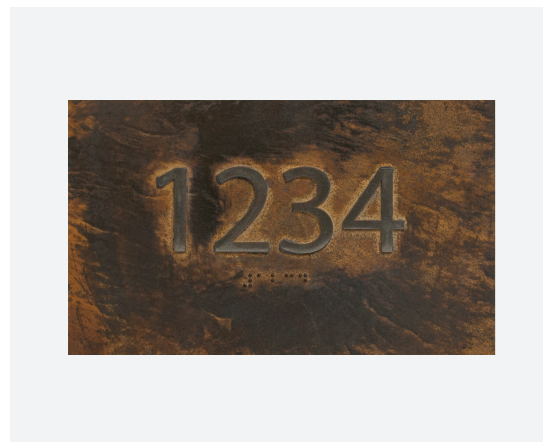
## Layers, Finishes, Shapes & More

# Custom Sign Designs

There is hardly a design that we can't produce. Get inspired by some of these creative custom sign designs.

## EXPLORE:

- Surface and edge finishes add subtle design elements to an otherwise flat, rectangular sign.
- Combine the natural finishes of metal and wood to create a unique and elegant sign.
- Subsurface printing, in combination with surface finishing and metal accents, creates a stunning and beautiful sign that is its own work of art.
- The combination of texture and finish creates a uniquely distressed look.



Polymerized Metal Face on Acrylic • Acid Washed to Achieve Rusted Look • Integral Domed Grade 2 Braille • Integral Metal Text



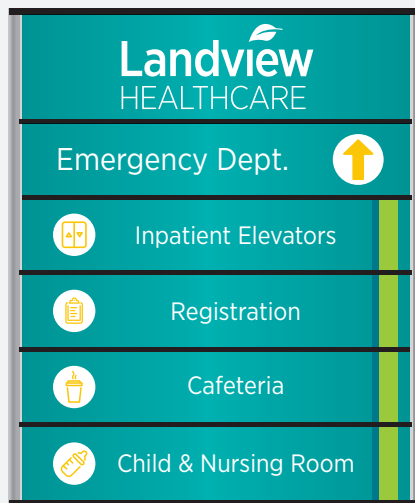
## Frame Systems

# Curved

The Curved Sign System offers a comprehensive signage solution for a unified look across virtually all your signs. The system includes suspended signs, projected signs, directories, double-sided pylons, triangular pylons, post signs and table stands.

### FEATURES:

- Gently curved surface profile
- Accepts many types of flexible insert materials
- Easy to adapt, expand and reconfigure as your signage needs change
- Easily update inserts by removing the clear protective lens, replacing the graphic insert and reinstalling the plastic lens
- Transform any frame into an ADA-compliant sign by using one of our inserts with tactile elements and Braille



Aluminum Anodized Frame - Single-Sided • Teal Acrylic Inserts with Direct Printed Logo, Directory Images & Text • Suction Cup Provided for Insert Removal • Black Metal Endcaps • Black Plastic Divider Strips • Mounting Holes Provided for Wall Mount



Aluminum Anodized Frame - Double-Sided • White Acrylic Inserts with Direct Printed Logo, Images & Text • Suction Cup Provided for Insert Removal • Black Metal Endcaps & Base • Mounting Holes Provided in Base for Floor Mount



Thin Railed Projected Frame — Double-Sided •  
Printed Ebond Insert • Screw-Mounted to Wall



Thin Railed Frame – Single-Sided • Black End Caps Top &  
Bottom • Plastic Insert with Direct Printed Logo • Applied  
Teal Raised Text & Raster Bead Grade 2 Braille



Thin Railed Suspended Frame – Double-Sided • Metal Composite Insert with Direct Printed Images & Text • (2) Adjustable Cables for  
Ceiling Mount

## Frame Systems

# Sharp

The Sharp Sign System is an innovative flat, frameless and sleek design that is adaptable enough to be used for all your signage needs. The system includes wall and door signs, directories, projected signs, suspended signs, table signs, and pylon signs.

## FEATURES:

- Frameless elegant look with a flat surface profile
- Two frame profiles to accommodate either paper or rigid graphic inserts
- Easily update graphic inserts

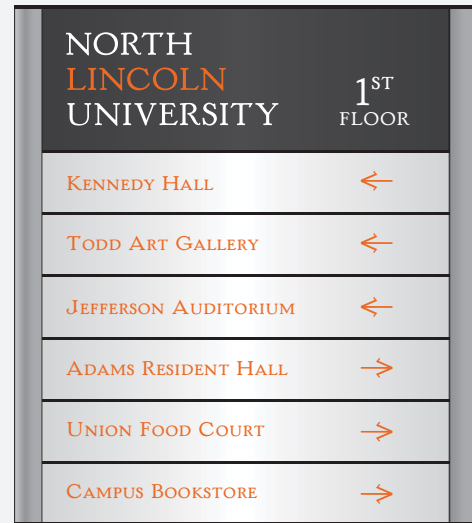
## Frame Systems

# Square

The Square Sign System offers a variety of flat signage solutions designed to match and complement any project. The system includes wall signs, directories, table signs, suspended signs and projected signs.

### FEATURES:

- Flat surface profile
- Special profiles for rigid inserts
- Aluminum and black finishes available
- Smart, stable endcaps eliminate the need for screws or glue
- Wall frames available in standard and “floating” design, where the sign appears to float in front of the wall



Aluminum Anodized Frame – Single-Sided • Charcoal Gray Acrylic Top Insert with Direct Printed Logo & Text • Brushed Silver Acrylic Bottom Inserts with Direct Printed Arrows & Text • Suction Cup Provided for Insert Removal • Black Metal Endcaps • Black Plastic Divider Strips • Mounting Holes Provided for Wall Mount



Aluminum Anodized Frame - Double-Sided • Black Acrylic Inserts with Direct Printed Images & Text • Suction Cup Provided for Insert Removal • Gray Plastic Endcaps • (2) Cables for Ceiling Mount



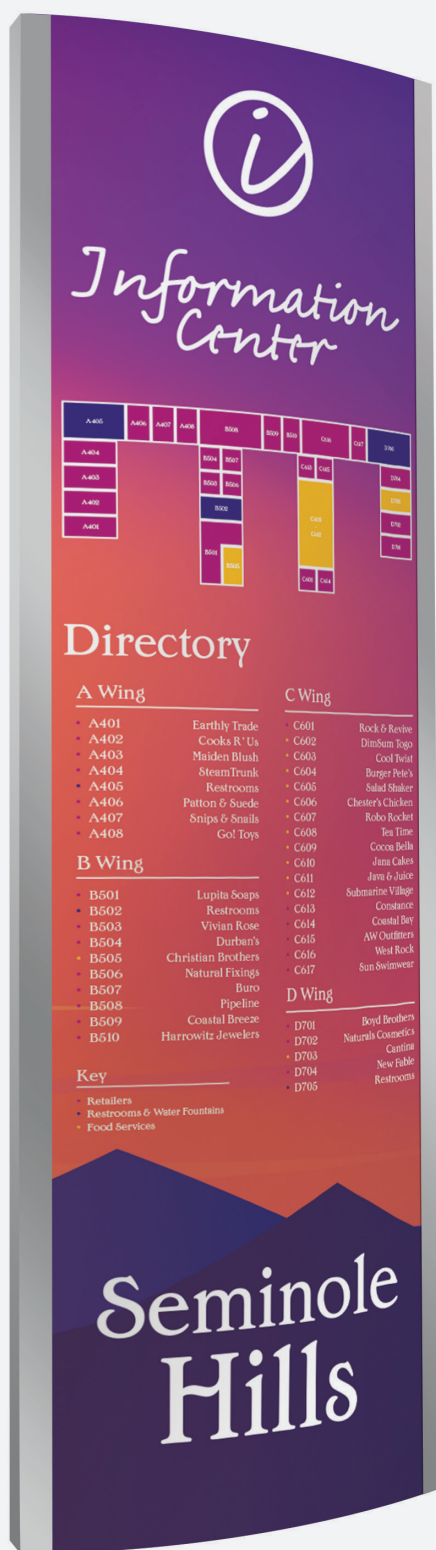
## Frame Systems

# Expand

The Expand Sign System offers extra-large signage solutions that feature an ultra-modern design for projects requiring large indoor or outdoor signs. The design features a very clean and elegant look with a minimal curve. The system includes pylon signs, wall signs, and post and panel signs.

## FEATURES:

- Suitable for interior or exterior applications
- From 27" to 55" wide and up to 13' high
- Frame design firmly grips the graphic insert
- Smart profile design for single-sided and double-sided signs
- Available in aluminum or black finish
- Graphic inserts can be removed and updated as needed



Pylon Sign — Double-Sided • Metal Composite Insert with Direct Printed Images & Text • Installed Using Metal Construction Profiles



Aluminum Frame — Single-Sided • Metal Composite Insert with Direct Printed Background & Text • Wall Mount with Foam Tape or Drill Holes

*Specialty Signage*

## Flat-Cut Acrylic

Flat-cut acrylic signs are customizable for almost any application. Laser cutting offers the ability to replicate any font or shape with exacting precision. Polished edges create a finished product that is sharp, beautiful and works well for any signage project.

**FEATURES:**

- Interior or exterior application
- Sign elements as small as 1" to as large as 72"
- Seven standard thicknesses from 1/8" up to 1"
- 32 standard pigmented colors
- Lightweight and easy to install
- Lifetime guarantee



1/2" Thick Acrylic • Painted Standard Metallic Gold • Mounting Pattern Included • Helvetica Font





1" Thick Aluminum • Painted Standard Red • Mounting Pattern Included • Helvetica Font • Standard Stud Mount

## Specialty Signage

# Flat-Cut Metal

The flat-cut metal signs use waterjets and lasers to precisely cut metal letters and logos. Offering superior detail to the router-cut alternative, these cutting technologies allow any font or vector image to be replicated. With five major metals and more than 50 standard finishes available, flat-cut metal signs are durable enough for the outdoors yet stylish enough for any boardroom. The customization options for color, size and shape make flat-cut metal an excellent choice for any signage project.

## FEATURES:

- Suitable for both interior and exterior applications
- Sign elements as small as 1/2" to as large as 60"
- Six standard thicknesses from 1/8" up to 1"
- Offered in five different metals:
  - Aluminum
  - Bronze
  - Brass
  - Copper
  - Stainless steel
- Anodized and polished finishes available
- Unlimited paint colors
- Lifetime guarantee


*Specialty Signage*

# Cast Metal


Cast metal is one of the longest-lasting and most durable sign solutions on the market. Available in aluminum or bronze, these letters and logos can be easily customized to meet your needs with the variety of finish options offered. Banks, government buildings and universities have long preferred cast metal letters and logos for their classic look, deep dimension and durability. When a sense of permanence and class is required, cast metal is the perfect option.

**FEATURES:**

- Suitable for both interior and exterior applications
- Offered in two different metals:
  - Aluminum
  - Bronze
- Different face profiles available:
  - Flat
  - Round
  - Prismatic
- More than 60 standard type styles to choose from with custom casting available
- Variety of finish options including:
  - Painted
  - Brushed
  - Anodized
  - Oxidized
  - Patina
- Earth-friendly
  - No scrap
  - 100% recyclable
  - All metals are free of lead and mercury
  - Lifetime guarantee



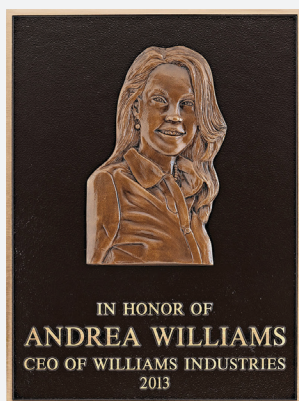
*Aluminum • Dark Bronze Anodized Finish • Mounting Pattern Included • Times New Roman Font • Standard Stud Mount*



1/8" Etched Brass • Brushed Finish • Painted Brown Background Fill • Vector Art Provided • Standard Stud Mount



Cast Aluminum • Brushed Finish • Painted Black Background Fill • Stipple Background Texture • Inset Single Line Border • Vector Art Provided • Standard Stud Mount



Bas Relief Molded Image Adhered to the Plaque • Cast Bronze • Brushed Finish • Painted Dark Oxide Background • Sand Background Texture • Single Line Border • Vector Art & High Resolution Photograph • Standard Stud Mount

## Specialty Signage

# Metal Plaques

Metal plaques offer a sense of permanence with a classic look and architectural depth. Available in a range of metals, techniques and finishes, these plaques are ideal for almost any application. They work great in professional offices, university and government buildings, and for commemorative uses.

## FEATURES:

- Suitable for both interior and exterior applications
- Types of plaques available: cast, precision tooled, etched, recessed, full-color, ADA and thin gauge
- Three standard thicknesses: 1/8", 1/4", 5/16"
- 16 finish options
- Integrate custom logos, emblems and portraits
- Earth-friendly alloys are free of lead and mercury
- Many border and background textures available



## Communication Boards

# Communication Boards


Our communication boards combine a dry-erasable surface with custom graphics designed specifically to fit your needs and extend your brand. Each model of communication board allows for quick and easy graphic replacement when your needs, message or brand change.




**Magnetic Receptive Communication Board**  
 With an easy-to-attach and easy-to-replace magnetic insert, magnetic receptive communication boards are convenient if you need to change out your boards quickly and frequently.



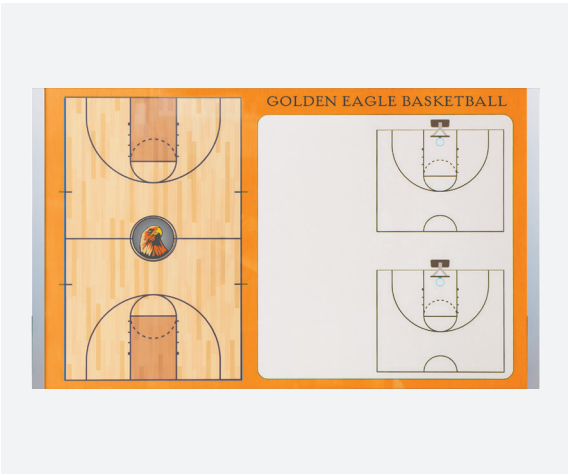
**Snap Frame Communication Board**  
 This versatile frame features flip-open edges that secure the insert in place, yet open easily for graphic changes.




**Portable Communication Board**  
 Take your communication board with you on the go. This two-sided portable board is easy to travel with and allows you to communicate where it's most convenient.



**Classic Communication Board**  
 Classic Communication Boards feature flush wall mounts for a low-profile installation. Graphics are easily replaced by removing the dry-erasable acrylic surface.




**Elegant Communication Board**  
 Add a high-end look to your communication board with a sleek aluminum frame. Dry-erasable plastic lens is easily removed, allowing you to quickly change graphic inserts.



Before

Send us pictures of the blank space.



During

We can mock up wall components for size and position.



After

We can coordinate the final installation.

## Interior Design & Décor

# Feature Walls

Feature walls are a great way to communicate your values and mission statements; recognize important donors, academics or athletes; share your corporate history; or prominently display your company logo.

Our project experts and design team can help you create a one-of-a-kind feature wall to tell your story. We will work with you to understand your vision and then collaborate and share ideas for color palette, substrates, shapes, layout and design elements.


Starting virtually, we can show you a few options and then provide a mock-up for you to temporarily install before finalizing the layout. After fabricating the wall components, we coordinate the installation and hand off a finished product.

*Interior Design & Décor*


# Wall Coverings & Murals

Whether it is adding your brand colors to one of our pre-designed templates, adding your logo or mascot to one of our personalized templates, or working with our team to develop something completely custom, you now have the chance to enhance any space with our wall coverings or murals.

Our wall covering will hold up to months of use and still remove easily, leaving no messy residue to clean off your walls. Such easy installation and removal allows you to change your interior design seasonally, when you are celebrating special events or any time you want to change things up. You can even leave the mural up indefinitely as a permanent accent feature.



Add a custom color to one of our pre-designed templates.



Personalize one of our templates with your logo.




Work with our team to design and produce a custom mural.





Custom Shape Acrylic Wall Art



Clear Acrylic Wall Art

## Interior Design & Décor

# Acrylic Wall Art

Add dimension to your walls and let your custom photos, artwork or brand messaging shine through with clear acrylic wall art. The brilliant and crisp color will enhance interior décor in any space.

## FEATURES:

- 1/4" clear acrylic
- Custom image printed on the second surface (subsurface) with a white ink flood coat placed behind the artwork
- Comes standard with holes drilled and standoff hardware ready for mounting
- Easily update or replace artwork without remounting the hardware



Acrylic Wall Art

*Interior Design & Décor*

## Wall, Counter & Floor Decals

Create wall art, display company logos, advertise business hours and more with personalized decals. These unique printed pieces can be applied to almost any surface — including some outdoor surfaces — to create a personalized or branded look.

### WALL & COUNTER DECALS

Easy to reposition time and time again, decals are great for adding artwork or important information to countertops, walls and more. Available in gloss, matte and fabric materials.

### FLOOR DECALS

Ideal for challenging surfaces like curves or carpeting, these decals are printed on non-slip vinyl with stable fabric backing and repositionable adhesive. Floor decals can even be used for short-term outdoor use.

*Wall Decal**Wall Decal**Floor Decal*





Clear Decal



Opaque Decal



Perforated Decal

## Interior Design & Décor

# Window Decals

Windows can be the best location for displaying important or timely information. Our line of transparent, opaque or perforated window decals promises you the right product for the ideal location.

## CLEAR DECALS

Clear material allows natural light to flow through a solid image without the need for visible perforations.

## OPAQUE DECALS

These repositionable decals can be removed and reapplied where they are needed. A white surface allows for bright, high-quality images.

## PERFORATED DECALS

Whether interior or exterior, perforated decals display your message without blocking visibility. Choose from three options to provide the right printable area and application location.

## Event &amp; Temporary Signage

# Display Banners

Retractable banners are a great way to display your message anywhere, anytime, over and over again.

## ECONOMY BANNER STAND

Silver aluminum base features double-footed design for stability. Rated up to 100 retractions. Banner material is matte-finish polypropylene.

## STANDARD BANNER STAND

Stylish retractors with a footless design for a clean, professional appearance. Rated up to 200 retractions. Durable three-layer banner material features excellent lay-flat properties. Banner can be switched out for easy graphic changes.

## PREMIUM & PREMIUM PLUS BANNER STANDS

Sleek, footless base available in three finish options for an upscale appearance: Anodized Aluminum, Champagne or Woodgrain. Rated up to 300 retractions. Banner material gives the look of real canvas to complete the high-end look. Banner can be switched out for easy graphic changes.

## TABLETOP BANNER STAND

Durable, lightweight base is perfect when space is limited. Aluminum base features double-footed design for stability. Rated for 100 retractions. Banner material is matte-finish polypropylene.



Premium Banner Stand



Economy Banner Stand

## Event &amp; Temporary Signage

## Banners

Whether you are promoting a grand opening or preparing for an upcoming event, banners are a colorful way to get the attention you want.

**DURABLE BANNERS**

Indoors or outdoors, this sturdy, hard-working banner catches attention.

**GLOSS BANNERS**

Great for outdoor events, weather-proof and durable. Gloss finish gives it a classic look.

**VALUE BANNERS**


Non-tear stock makes this banner great for indoor use or short-term outdoor display.

**MESH BANNERS**

With 25% air flow allowed through the material, this banner is durable enough to use outdoors even on windy days.



Durable Banner



Gloss Banner



Mesh Banner



## Event &amp; Temporary Signage

# Desk, Pedestal & Table Tent Signs

Look no further for freestanding, portable signage that is perfect for desks, counters and tables throughout any business or facility. Our line of desk, pedestal and table tent signs are available in a range of options to meet your specific needs.

## FEATURES:

- Engraved signs are produced with two-ply plastic available in dozens of color combinations
- Full-color digitally printed signs offer unlimited creativity
- Acrylic signs offer an upscale option for displaying your message or brand
- Add a contemporary look to your table or counter sign with metal frames available in several styles



Desk Sign



Pedestal Sign

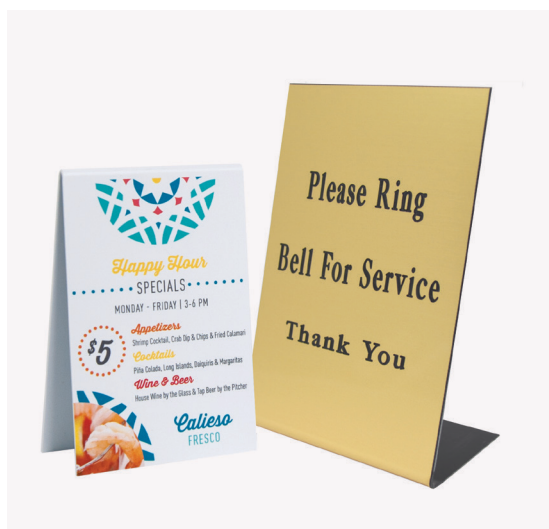


Table Tent and Engraved Sign



Desk Sign



Plastic Yard Signs



Metal Yard Signs



A-Frame &amp; Minicade A-Frame

## Event & Temporary Signage

# Yard Signs & A-Frames

Whether you are looking to bring attention to important announcements, get attention for a grand opening or event, or guide and inform visitors, choosing the right outdoor signage option can help bring your style — and your message — to the forefront.

## PLASTIC YARD SIGNS

With an easy-to-use step stake for display in yards and lawns, vibrant full-color print and lightweight stock ready for six to nine months of outdoor use, full-color corrugated yard signs are a classic way to get messages to the public.

## METAL YARD SIGNS

Full-color metal yard signs bring together durable metal stock, versatile full-color print and a heavy-duty sign stand. Metallic stock makes these signs appropriate for long-term outdoor use.

## A-FRAME & MINICADE A-FRAME

Freestanding A-frame signage is an ideal way to promote sales, guide attendees through events and more. These signs can be displayed for months outdoors, and full-color sign inserts can be replaced for new sales or events.



# INFORMATION

Helpful information about Taylor, the ADA and ADA-compliant signage experts.

Cornerstones of a successful partnership are information and transparency. Let us introduce ourselves so you have a better understanding of who we are as a company and what we do for our customers. We believe in sharing what we know to help you become a more informed consumer, whether you choose to work with us or not. We hope you find the information in this section helpful and invite you to contact us with your questions.



# Let's Innovate

Delivering for the customer is our number one priority. We are at the forefront of developing custom digital print and signage products and will continue to be a pioneer of innovation. Built with customer-centered practices, our project teams work closely with you to deliver quality products and exceptional service. We have the experience and the technology to respond to your unique requests, and we are developing new products every day to help you respond to evolving markets.

## WHO WE ARE

We are redefining what's possible with visual graphics. Our products are used to transform spaces in retail, healthcare, hospitality, financial and educational markets, to name just a few. Our best-in-class print technology and ever-expanding portfolio of specialty products are the benchmark for innovation, service and quality.

## OUR CUSTOMERS

You will find our customers in the healthcare, manufacturing, professional, financial, hospitality, and retail industries. They are Fortune 100 enterprises, Main Street businesses and individual customers. We have the technology and product offering to provide unique solutions designed to drive sales for our customers.

## WHAT WE DO

We leverage our experience across a wide variety of industry segments to provide unique solutions designed to meet the demands of a changing marketplace. From concept to completion, we partner with you to turn your ideas into products that transform, communicate, brand and beautify.

## CONTACT US

We invite you to reach out to us for more information or if you have a project you'd like us to review.



taylor.com



800.442.5254



1725 Roe Crest Drive  
North Mankato, MN 56003

# ADA Information

## WHAT IS THE ADA?

The American's with Disabilities Act (ADA) protects the civil rights of persons with disabilities. This sweeping legislation prohibits discrimination of persons with disabilities in employment and areas of public accommodations, including nearly every business from stores and shops, restaurants and bars, service establishments, theaters, hotels, recreation facilities, private museums and schools, and others.

## WHO ENFORCES THE ADA LAW?

The Department of Justice has the ultimate responsibility for enforcing ADA laws. In practice, though, the actual assessment of signs is usually handled by local code inspectors. Citations issued by the Department of Justice range from \$75,000 for the first offense to \$150,000 for subsequent offenses.

## WHAT IS AN ADA-COMPLIANT SIGN?

As it relates to signage, the ADA establishes standards to ensure signs are easy to read and understand for people who are blind or visually impaired. ADA sign standards address:

- The height and placement of signs so they are in locations that are easy to see and read
- Use of Braille or tactile letters and pictograms so those who use their fingers to "see" can read signs
- Easy-to-read colors and fonts so those with visual impairments can clearly see the contrasts of dark and light, even if they can't see the color or easily make out subtle visual details

## DO ALL SIGNS NEED TO BE ADA-COMPLIANT?

Some signs are not required to be ADA-compliant, including directories, company names and logos, and temporary signs (used for seven days or less). Keep in mind that "ADA-compliant" does not always mean

raised text or Braille. Wayfinding, overhead or flag-mounted signs do not need to have raised text and Braille, but are still required to comply with text height and font regulations and must be installed according to certain guidelines. A good practice to follow is that any permanent room or space identification sign should be ADA-compliant.

## WHAT IS BRAILLE?

Braille is a system of raised dots arranged in cells. Each cell can contain from one to six raised dots. The number and position of the dots in each cell can represent letters, words, numbers, symbols or punctuation. There are three different grades of Braille.

- **Grade 1 Braille:** In Grade 1 Braille, each cell represents a single letter or number. Words are spelled out letter by letter. Because words can't be shortened, documents and books produced in Grade 1 Braille are very long and bulky.
- **Grade 2 Braille:** Grade 2 Braille was introduced as a space-saving alternative to Grade 1 Braille. In Grade 2 Braille, a single cell can represent an entire word and common words are often shortened by removing vowels. A complex system of styles, rules and usage has been developed around the use of Grade 2 Braille.
- **Grade 3 Braille:** Grade 3 Braille is essentially a form of shorthand that hasn't been standardized and is highly personalized to the individual. Because of this, Grade 3 Braille is not widely used in publications.

# ADA Sign Requirements

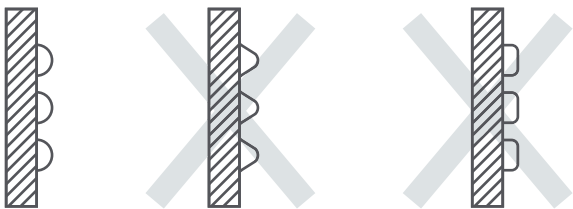
## FONT

Uppercase  
Raised 1/32" minimum  
Character height: 5/8" - 2"




## BRAILLE

Raster Grade 2 Braille  
Round or dome shape  
Braille directly below text



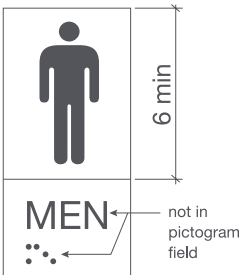
## COLOR

High contrast needed  
Light-on-dark or dark-on-light  
Finish to be non-glare



## PICTOGRAM

Pictogram in a 6" tall field  
Text must not interfere with pictogram field  
Braille must be below text and pictogram







We are redefining what's possible with architectural signage and visual graphics. Our products are used to transform spaces in retail, healthcare, hospitality, financial and educational markets, to name just a few. Our best-in-class production technology and ever-expanding portfolio of specialty products are the benchmark for innovation, service and quality.

For more information about Taylor and our products and capabilities, visit us at [taylor.com](https://taylor.com).

1725 Roe Crest Drive, North Mankato, MN 56003  
800.631.7644 | [taylor.com](https://taylor.com)

© 2020 Taylor #2553