



TAYLOR™

VISUAL COMMUNICATIONS FOR CONFERENCE CENTERS

Keeping people safe and informed in a changing world



ENSURING SAFETY IN EVERY SETTING

As you re-open your doors and traffic begins to increase, make sure you effectively communicate important health and safety reminders. From floor decals and table tents to disposable menus and clear acrylic partitions, Taylor's visual communication solutions can help keep your visitors and staff safe during their time at your venue.



Contents

01 Entrances and Exits	4
02 Reception and Lobby Areas	6
03 Conference Rooms and Auditoriums	10
04 Food Service and Break Areas	12
05 Restrooms	14

Entrances and Exits

- 1 A-Frame Signs**
Durable and for use both indoors and out, A-frame signs are ideal for directing traffic and providing social distancing reminders. Options include our standard or frameless Coroplast A-frame designs.
- 2 Clear Acrylic Partitions**
Portable countertop barriers are the first line of protection for your staff. Safely welcome visitors to your venue as you implement new screening policies and direct foot traffic.
- 3 Ground Decals**
Decals underfoot are a simple way to let visitors know about social distancing requirements before entering.
- 4 Window and Door Decals**
Easy-on, easy-off decals can be applied to doors and windows to designate entry and exit points.
- 5 Yard Signs**
Yard signs are economical, can be placed nearly anywhere and are easily moved as needed.

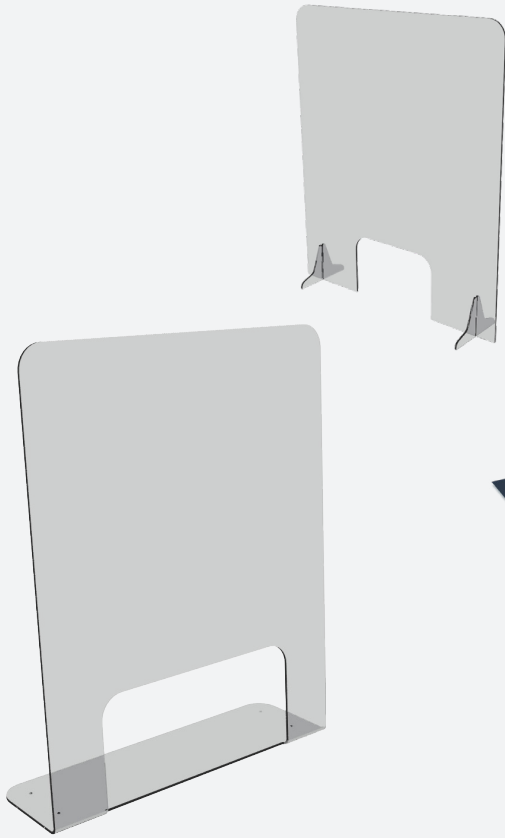
1



4



2



3



5



Reception and Lobby Areas

- ① **Clear Acrylic Partitions**
Partition barriers between staff and visitors help prevent the transmission of viruses.
- ② **Face Coverings and Ear Savers**
Pleated cotton cloth face coverings protect staff and visitors alike; plain fabric or custom patterns available. Ear savers can be imprinted with your logo or tagline.
- ③ **Floor Decals**
Floor decals and arrows are an effective way to promote one-way movement and social distancing.
- ④ **Hand Sanitizer Stands**
Hand sanitizer stations encourage frequent use by visitors while they are at your facility.

①



③



2



4



Reception and Lobby Areas

- 5 **Rack Cards**
Printed items such as rack cards are useful for maximum occupancy reminders and other safety guidelines.
- 6 **Banner Stands**
Large and easy to read, banners require minimal floor space.
- 7 **Table Tents and Pedestal Signs**
Table tents and pedestal signs can be placed throughout a facility to remind visitors of social distancing guidelines, hand sanitizer locations and more.
- 8 **Wall and Window Decals**
Removable decals can be applied to nearly any flat surface to promote health and safety.

5



7



6



8



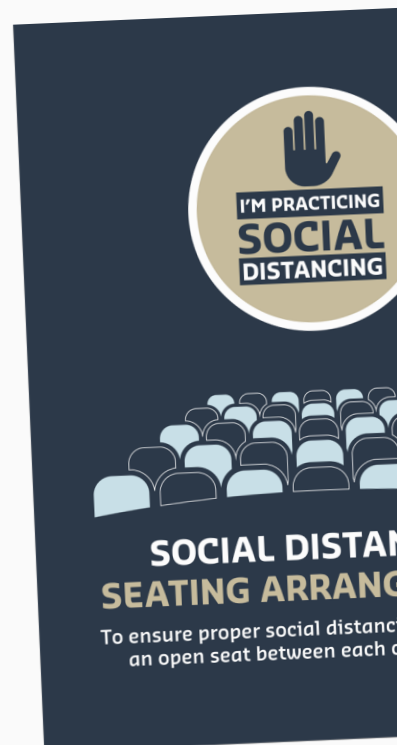
Conference Rooms and Auditoriums

- ① **Disposable Door Hangers**
Single-use door hangers communicate effectively while eliminating a potential source of infection.
- ② **Elevator Decals**
Big, bold decals on elevator doors can help disperse crowds and support elevator capacity restrictions.
- ③ **Floor Decals**
Floor graphics can guide visitors to their seats without crossing paths with others — a special concern in conference rooms with multiple points of entry.
- ④ **Table Tents and Pedestal Signs**
Signs encouraging visitors to use restrooms during presentations can prevent overcrowding during breaks.
- ⑤ **Seat and Table Decals**
Seat and table decals eliminate confusion about seating arrangements and ensure proper social distancing.

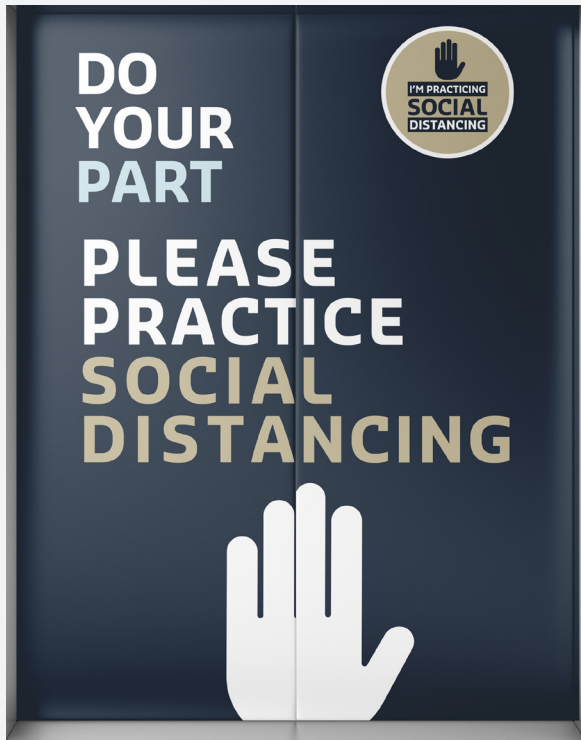
1



4



2



3



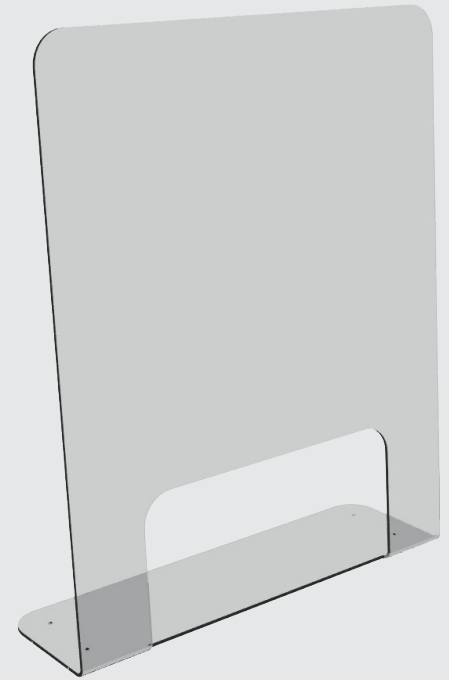
5



Food Service and Break Areas

- ① **Clear Acrylic Partitions**
Partition barriers reduce the risk of virus transmission at check-out registers.
- ② **Disposable and Sanitizable Menus**
Disposable menus and fade-resistant sanitizable menus eliminate potential sources of virus transmission.
- ③ **Mobile Whiteboards**
Dual-sided mobile whiteboards facilitate clear communication when and where it's needed most. Magnetic and non-magnetic styles are available.
- ④ **Floor Decals**
Floor decals at self-serve food and drink stations can guide guests to prevent crowding and bottlenecks.
- ⑤ **Posters and Stanchion Signs**
Free-standing posters and stanchion signs clearly indicate entry and exit points.

1



4



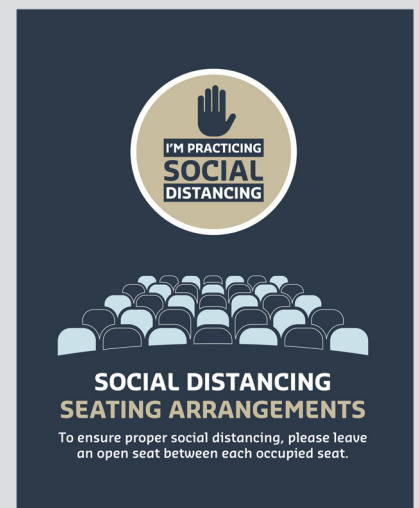
2



3



5



Restrooms

- ① **Floor Decals**
Floor decals can properly space those waiting in line.
- ② **Window and Door Decals**
Restroom mirrors and doors are the perfect backdrop for handwashing and hygiene reminders or to communicate occupancy limits.

Ready for the New Normal?

The recent global health crisis has changed the way conferences and events will be managed going forward. Are you ready for the changes? Consider how these health and safety readiness products can be incorporated into your operations.

①



②





LEARN MORE

Taylor is here to help you navigate the new world and create a safe environment while still maintaining an extraordinary customer experience.

Visit the site below for more information:

[solutions.taylorcommunications.com/
conference-centers](https://solutions.taylorcommunications.com/conference-centers)



1725 Roe Crest Drive, North Mankato, MN 56003
800.631.7644 | taylor.com

© 2020 Taylor (FORM#2276 Rev 7/2020)

